

A Simple Little Trick: Holding Small Parts in a Vise, version 1.0


By R. G. Sparber

Copyright protects this document.¹

Nothing earth shaking here but maybe someone out there doesn't know this trick.




How would you go about positioning this tiny piece of metal in vise jaws so the top surface is lined up with the top of the vise?




Put the part, face down on a flat surface.

¹ You are free to distribute this article but not to change it.



Put the vise, up side down, over the part.



Tighten the vise.

Then flip the vise over and all is aligned.

Do you have a favorite trick? Tell me about it and I will likely add it to this article making it far more useful.

I welcome your comments and questions.

If you wish to be contacted each time I publish an article, email me with just "Article Alias" in the subject line.

Rick Sparber
Rgsparber.ha@gmail.com
Rick.Sparber.org